



GARDEN THYME

August 1, 2017

<https://extension.purdue.edu/Porter>

Vol. 3, Issue 6



LYNDSAY'S VINE

by Lyndsay Ploehn, Porter County Extension Educator

The NWI Food Council is a multi-stakeholder alliance that works to build a just, sustainable, and thriving locally-oriented food system for all in Northwest Indiana through networking, education, advocacy, and projects. They are a grassroots organization that launched in December 2015 with support from the Northwestern Indiana Regional Planning Commission (NIRPC), Valparaiso University Law, Food Bank of NWI and Purdue Extension. In March of this year, they held their inaugural event, "FED: Food Expo & Discussion," which brought over 150 guests together from around the region for networking, education and inspiration.



Since the FED event, the NWI Food Council has held "Meet-Ups" to keep the momentum and networking connections vibrant. These are casual events where people can come and get to know other folks interested in local food. The next Meet-Up is scheduled for Aug. 9 from 5-7 p.m. at Shoreline Brewery in Michigan City.

On Sept. 23, the NWI Food Council will host their inaugural FarmHop: local farm tours. This multi-county tour of local farms will connect new and loyal patrons with the amazing work that takes place every day on the farms where our food is grown. Whether you buy your produce from the local Farmer's Market or grocery store, dine at local eateries, buy ethanol gas to get you around town, plant gardens for pollinators, or do none of those things, I guarantee you will learn something and gain a new appreciation for agriculture in Northwest Indiana.



There are four separate tours to choose from that will take guests to various farms across multiple counties. Tour buses will leave

(Continued on [Page 2](#))

LYNDSAY'S VINE	1-2
JUST NAME IT	2
MEET A MASTER GARDENER	3-4
2017 PURDUE MG TOUR	4-5
MR MCGREGOR'S GARDEN	6
INTERNATIONAL MG CONFERENCE	7
ReciBEEs FROM OUR GARDENERS	8
GARDENER WANDERER	9
OPPORTUNITIES	10



← (Continued from [Page 1](#) - **Lyndsay's Vine**)

from a designated location to take patrons to each stop. Food vendors will provide lunch at one of the stops.



One of the tour options includes all urban farms in the Gary and East Chicago area. On this tour, you will learn unique ways people are producing food and successfully improving communities. Another tour visits farms in both Lake and Porter Counties that highlight growing hops, raising heritage breed animals and organic vegetables on small acreage, to a large commercial agriculture farm that keeps a lot of their products local, finishing with a large chicken farm run by the children of the family. The third tour option is in Porter and LaPorte Counties and includes a public learning farm, a school that teaches students how to raise bees, a church that created a food-providing organization to serve the hungry, and an organic Community Supported Agriculture (CSA) farm that grows a variety of vegetables, flowers, and herbs in addition to hens for eggs. The last tour option visits farms in Lake, Newton and Jasper Counties. Three family farms round out this tour, where you will see a large variety of organic vegetables, naturally raised meat and poultry.

There are countless reasons to support local producers and eat locally grown food, which is why the NWI Food Council is committed to connecting our community to the families that grow our food, nurture the land, and care for animals. For registration information, visit www.NWIFoodCouncil.org or find [NWI Food Council](#) on Facebook. 🌱

JUST NAME IT

Garden Thyme Plant Pest #6

by Suzanna Tudor

This plant resembles Queen Anne's Lace, aka wild carrot (*Daucus carota* L.). After further research, I learned this is a very dangerous weed if ingested by man or beast, as one article implied by the creative title, "A Killer Masquerading as a Queen."

There are differences. Queen Anne's leaves have a more rounded lobe; this invasive's leaves are pointed and triangular.



Queen Anne's Lace



Pest #6



vs. purple-spotted, smooth stems on this plant pest. A third difference is the flowers. Both have umbrella-shaped flowers, but Queen Anne's are flat with a single, reddish-purple flower in the center. According to a Purdue Extension's Weed Science article, the flower stalks can grow from 3 to 8 feet tall, and all parts of this biennial plant are toxic, especially the new leaves in spring and fruit in the fall. To discover the rest of the story on this poisonous plant visit this [link](#). 🌱



MEET A MASTER GARDENER

Master Gardener - Suzanna Tudor

by Nancy Rosene

Suzanna Tudor is many things: Journalist, teacher, Master Gardener, devoted daughter, wife, mother and grandmother, just to name a few. Another title missing in that list—Winner! She is a Master Gardener who puts her skills to the test. You may not be aware that Suzanna is a longtime Open Class Flower Show competitor. She consistently wins her class and has many Best of Section and Best of Show ribbons.

Suzanna has always loved flowers, a passion she acquired from her mother and grandmothers. She reminisces about her 10-year-old self proudly transplanting purple moss roses she started from seed into her mother’s flower beds. Her fond memories continue forward to young wife and motherhood, when her flower beds were grown from cherished hand-me-down seeds and starts. She remembers planting everbearing red raspberry plants in her new home’s half-acre garden—hauled in a bucket from Michigan by her mother as a housewarming gift. Although Suzanna and her husband have retired to a more manageable property in the town of Valparaiso, those raspberry plants still live on in her children’s yards. Yes, Suzanna is an extremely sentimental person. Full of love and compassion for family, friends and her plants!

The loving care she gives her extraordinary town garden is reflected in her many wins at the Porter County Fair



Suzanna's 2017 Best of Section winning bouquets

Open Class Flower Show. “My very first entry was probably in the late 90’s,” Suzanna relates. “I happened to see the announcement in the newspaper and thought I’d give it a try.” Her lone submission, a miniature floral design, earned second place. It has been all uphill since then as Suzanna, who learned how to prepare for and judge Open Class competition from certified flower show judge, Jim Pavelka, continues to produce

winners. “My first Best of Section came with my *Hibiscus mochuetos* 'Sweet Caroline' in 2009,” Suzanna explains. “Finally, in 2014, I earned the coveted Best of Show with my pink *Hydrangea macrophylla* ENDLESS SUMMER®, one of several transplants from my sister-in-law, Rosalie.”



2009 Best of Section with *Hibiscus mochuetos* 'Sweet Caroline'

As this article is being written, Open Class Flower Show winner updates are being delivered from Janet Magnuson, Open Class Flower Show Superintendent. Suzanna won two Best of Section ribbons at this year’s Open Class Flower Show for her Bouquet of Hydrangeas and her Bouquet of Perennial entries in the Herbaceous Perennials Section! (See photo top left.)

Suzanna captures Best of Show 2014.



(Continued on [Page 4](#))





← (Continued from [Page 3 - Meet a Master Gardener](#))



Suzanna gives Monica Kerr a walking tour of her garden.

Suzanna has a bachelor's in journalism and a master's (with an English concentration). She worked as a correspondent for the Northwest Indiana Times after receiving her bachelor's, and her master's

degree gave her the opportunity to teach composition classes at Purdue and Ivy Tech before retiring in 2008. For the Master Gardeners, she puts her talents, skills, and connections as a journalist to good use, spending a decade preparing press releases and public service announcements for Master Gardener events. She currently is a columnist and proofreader for this newsletter, Garden Thyme.

More ribbons than she could hold—we kept scooping them up out of the flowers.



Besides her abilities, Suzanna brings a special warmth and friendliness to her Master Gardener role. She points out a wall hanging her sister gave her. "Thoughts of You Grow in My Garden." "Isn't that so true," Suzanna says, "as each plant and contest holds so many memories of those who have shared a plant with you or their expertise in growing and showing them. It's great fun and camaraderie." 🌿

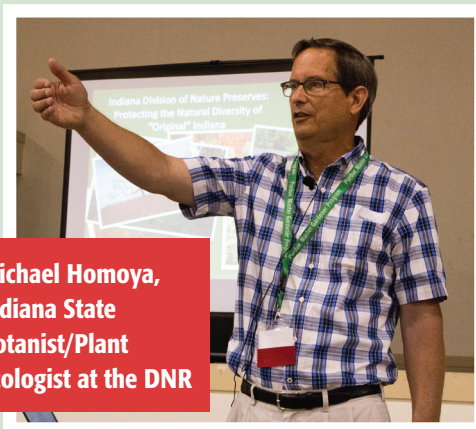
Photo credit: © Nancy Rosene

2017 PURDUE MASTER GARDENER TOUR

Celebrating Nature's Aesthetics

by *Marcia Carson*

Nancy Rosene and I took a road trip to the 2017 Purdue State Master Gardener Tour on June 16. Driving to Bloomington a day early, we did a self-guided tour of the grounds of my alma mater, Indiana University. The campus has always been beautiful, but it is now a showplace! Lovely brick paths meander through Dunn's Woods, which is a 10-acre deciduous woodland garden. I'm sure the guided tour provided more information, but we had signed up for other gardens!



Michael Homoya, Indiana State Botanist/Plant Ecologist at the DNR

Friday morning at the fairgrounds began with Michael Homoya and "This Was Indiana: The Natural Landscape of the Hoosier State in 1816." Michael Homoya has been the Indiana State Botanist/Plant

Ecologist at the Department of Natural Resources for 34 years. He authored "Orchids of Indiana" and "Wildflowers and Ferns of Indiana Forests: A Field Guide," and is an adjunct faculty member of Indiana University-Purdue University Indianapolis.

Mike's work with the DNR focuses on inventory and monitoring of state-dedicated nature preserves with the ultimate goal of restoration and preservation. Mike researched and developed this presentation to coincide with Indiana's bicentennial celebration. Prior to statehood, Indiana was a land of vast forests, expansive wetlands, and prairie as far as the eye could see. Mike explained how government surveyors who came into the state in 1811 to lay out a grid of townships were overwhelmed by a grandeur we can only imagine. As the land was divvied up, surveyors documented the trees that rested

(Continued on [Page 5](#)) →

Photo credit: © Nancy Rosene



← (Continued from [Page 4 - 2017 Purdue MG Tour](#))

at the imaginary corners and angles of the parcels to mark their boundaries. They were called “witness trees—that which witnesses a corner.” A large sycamore, measuring 18 feet in diameter was one of the last and largest of these witness trees to survive.

Documentation by surveyors, pioneers and explorers, including sketches and written descriptions, provide valuable information about the native plants and the landscape that existed 200 years ago. Knowing what grew in the prairies, forests and wetlands of the state aids the DNR and Land Trusts in restoration efforts,



Natalie Marinova presents, "A How-to Guide for Landscaping with Native Plants."

such as the Grand Kankakee Marsh. Natalie Marinova was next on the agenda. Natalie presented “A How-to Guide for Landscaping with Native Plants.” She is the Nursery Manager at Eco Logic, an ecological consulting services company in Bloomington, Indiana, where we visited in the afternoon. She gave excellent information on how to fill your yard with native plants (remember, those identified in that 1811 survey). A quick summary—start with the trees and shrubs, then add appropriate plantings, from full shade to full sun. Visuals included the transformation of her yard over a few years.

Our afternoon bus tour included Harvest Moon Flower Farm, where owner Linda Chapman explained how she started the gardens 24 years ago so she could stay home with her children. The farm is now



Flower bundles are ready to go to the Bloomington Farmer's Market.

Spencer Goehl, Executive Director at Eco Logic, walks us through a visual plant list of native varieties.



a sustainable, year-round farm providing flowers, vegetables, herbs, and decorative floral items to markets throughout the area.

Second stop: Eco Logic Plant Nursery. Eco Logic’s mission is to establish and restore native plant communities and the ecological processes they support through planning, implementation

and monitoring. After touring the grounds and learning how to use native plants in our yards, ranging from natural settings to more formal plantings, we were able to purchase plants.

Excited about planting our purchases, the bus continued on to...

...the Oliver Winery Gardens! We received a map of the grounds and did a self-guided tour of the beautiful gardens, including the rock formations, lake and waterfall. Of course, a glass of wine and a table with a view was a great way to end the day. 🌿



Small, but mighty, Oliver Winery Gardens are a "must see" for travelers to Bloomington.




MR. MC GREGOR'S GARDEN

How Does Your Garden Grow?

by Suzanna Tudor

How are all things green growing this year? Setbacks, surprises, what's performing; what's not? I asked several of our Master Gardeners and inquired about calls to the MG Hotline. Here are some of the responses.



The Hotline

The Hotline continues to receive calls about the Blue Spruce decline, reports Tawnee Paliga, MG and employee of Porter County Extension office. In addition,

callers have asked about crab apple scab, dogwood trees with curling and browning leaves, boxwood blight and Japanese beetles. My Beech tree had curling brown leaves on one limb also, and I figured it was the lack of rain here in early spring. For those who want detailed information, Tawnee suggested Purdue Extension's site, <https://www.extension.purdue.edu>, then enter specific topics to search. If you want to know what's up in our county, add "/Porter" to the link. "The Education Store" link included on the site has a wealth of on-line resources.

The Community Garden


According to Linda Mapes, the Community Garden is going well. She picked four zucchini and pulled some onions when I checked in with her July 12. However, she lamented that this was the worst year for weeds, and rabbits have dined on the green beans. Fencing around them or future green beans will be needed. And a big thank you to Bill Storey for rototilling again after the city's early till. Help is always needed, and if you are available, please contact Linda.

The Engle Garden

Judy Engle relays that her hostas are loving the rain. Endless Summer hydrangeas have more—and larger blooms this year. Look out fair competition! Three, 15-year-old Colorado Blue

Spruce planted together for privacy, and not in direct sun on all sides, concern her. John Nash paid a site visit and confirmed they do not have the decline. John says if Blue Spruce are in full sun and alone, they are more likely to survive. Judy's ash trees were victims of the Emerald Ash borer and had to be cut down, like so many others. Her challenge now is moving plants formerly in shade to new locations. A bed of Sweet Woodruff ground cover was removed in the spring and mulch applied for a neater look.

The Tudor Garden



Sometimes the nicest surprises are not planned, and that's what happened to me this year. Two years ago, I purchased two, new Rudbeckias, 'Indian

summer' and 'Autumn colors.' Indian summer was chosen because it was BIG, 6-9 inches across (always looking for fair entry possibilities you know). 'Autumn colors' is also a show stopper because of its variety of yellow, golds and reddish-brown colored centers. Last year, three or four plants came up. This year, there are a dozen or more volunteers on the south side of the house and are awesome! There's one that may be a sort of hybrid cross as its petals are very long with a floppy habit, curious. The Dahlias aren't doing as well this year for me, and some did not come up at all. I wonder if it was too cold for them. They like warmth, and we didn't get a lot of that to begin with this spring, nor rain.



In conclusion . . .

My sister-in-law picked her first tomato on July 13, a Rutgers. I'm hoping she has plenty more as I need to can some, and the deer ate the tops of most of mine planted at another location. 🌿



INTERNATIONAL MASTER GARDENER CONFERENCE

Follow the Oregon Trail to Great Gardening

by Maureen Phillips

My sister, Cindy, is a UC Master Gardener in Contra Costa County, California. She and I decided to meet in Portland, Ore., for the International Master Gardener Conference held July 10-14, 2017. She grows roses with canes bigger than my thumb in zone 9b, while I do my best to grow in zone 5b. We often chose different seminars and had quite a bit to discuss after hours. Here are a few of the highlights.

Keynote speakers were Dan Hinkley, founder of Heronswood Nursery; Lee Reich, author and syndicated columnist; and Renee Shepherd, founder of Renee's Garden seeds.



Cindy signed up for "There's an App for That!" by Pamela Bennett of Ohio State University. The top five apps Bennett recommended for smart phones and tablets were the "Purdue Plant Doctor App Suite" from Purdue. The Suite, made possible by a grant through the United States Department of Agriculture National Institutes of Food and Agriculture, may not be the best things since sliced bread, but they're close. As diagnostic tools to answer the question, "what's wrong with my...tree,

turf, tomato, perennial or annual plant," they are great. All are built using the same format, so once you learn to navigate one, you should be able to find your way around the others. Whether it's a disease, an insect or another problem, the Plant Doctor's got you covered. Three of the apps are 99 cents, two are \$1.99. You can download them here: <https://www.purdueplantdoctor.com>.

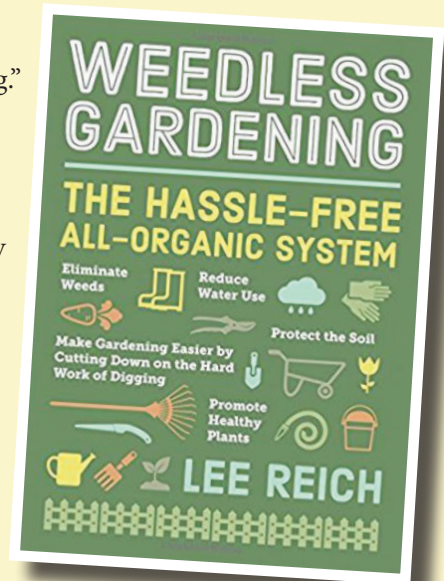
Clakamas County is part of the greater Portland metropolitan area, and their Master Gardeners have been sponsoring the Spring Garden Fair—a two-day event for 7,000 people—since 1984. What they also do that's really cool is the trademarked "10-Minute University." The idea is similar to our 20-minute basics demonstrations at the Gardening Show with this exception: all "10-Minute University" handouts are available for use by any

Master Gardener anywhere. That means we can use them as the backbone for developing short talks on all these gardening subjects. How easy is that! Check them out here: http://clackamascounnymastergardeners.org/10Minute_University_handouts.html.

Lee Reich has a new book titled "Weedless Gardening." He maintains that's a typo that should have read, "Weed Less Gardening." I picked up a couple of tips from him that you too may find useful.

1. Use raised beds 3 feet wide separated by 18-inch mulched paths.
2. Start very small flats of lettuces (6-10 heads) and arugula for succession planting throughout the season.

3. Grow lettuces in the shade of tomato plants.
4. Weave fiberglass posts in and out of chicken wire as pea



Master Gardeners from each Oregon county contributed a bicycle sculpture to decorate the convention center. Attendees could vote for their favorites.

supports. When peas stop bearing, pull up the entire thing, roll it up and store it for next year.

The next International Master Gardener Conference will be June 17-21, 2019, in King of Prussia, Pa. Best of all, you can make it a garden

vacation by planning to visit Longwood Gardens, Chanticleer and some of the other 28 public arboreta and gardens in the Philadelphia area.

<https://americasgardencapital.org/>



ReCiBEES
From Our
Gardeners

Italian Pesto Pasta Salad

by Marcia Carson



My pre-filing system

Cutting out recipes or taking photos of recipes while waiting at the doctor's office has long been a habit of mine. I stash them in an envelope, later searching through dozens of scraps of paper to find one that I vaguely remember saving. Once I find it and make it, I'm good at filing them in the proper place, so I don't have to search again.



My in-progress file

I have no idea where I originally found this recipe, but it sounded perfect for lunch at the Master Gardener stepping stone workshop. It was the favorite salad of the day, and I have made it for friends and family several times this summer, always with great reviews. Simple to make, and can be done a few hours ahead of serving. We actually like it better when the flavors have had time to meld.



My final filing system

- Salad Ingredients:**
- 8 ounces elbow macaroni
 - 7-8 ounces basil pesto
 - ¼ cup red wine vinegar
 - ½ teaspoon kosher salt
 - 2 - 15-ounce cans cannellini beans, rinsed and drained
 - 3 cups baby arugula
 - 2 ounces Parmigiano-Reggiano cheese, shaved
 - ¼ cup toasted pine nuts

Directions:

1. Cook macaroni according to package directions. Drain and rinse well under cold water: set aside.
2. In a large bowl stir together pesto, vinegar and salt. Add beans, macaroni, arugula, half of the cheese and half of the pine nuts. Toss well. Serve at once or cover and chill up to 6 hours. Top with remaining cheese and pine nuts before serving. *Makes 10 servings.*



Homemade Pesto

I make this when the fresh basil is abundant. Place it in ice cube trays and freeze. After it is frozen, remove the cubes from the trays and place in a zip lock bag. Thaw for a few minutes when you want to add it to pasta or use in a recipe.

Pesto Ingredients:

- Combine all of the following in a food processor and process until desired consistency:*
- 2 cups packed fresh basil leaves
 - ¼ cup grated Parmigiano-Reggiano cheese
 - ¼ cup toasted pine nuts
 - 3 tablespoons extra virgin olive oil
 - 2 tablespoons water
 - 1 clove garlic
 - ½ teaspoon each salt and pepper 🌿



GARDEN WANDERER

The Chelsea Flower Show Kensington, England - May 25, 2017

by Bonnie Girton



1.

The Royal Horticulture Society (RHS) Chelsea Flower Show is likely the

most well-known flower show in the world. It was such a privilege for me to attend with 25 other Master Gardeners from around the U.S. The "England and its Gardens

2017" tour was led by Purdue Extension Consumer Horticulture Specialist, Rosie Lerner, and Purdue Professor of Horticulture and Landscape Architecture, Micheal Dana. Rosie and Mike have been guiding tours to the UK for many years.

This Show is an exhibit event for commercial growers to display and promote new hybrids. It seems the more exotic, the better. It is also about a lot more than the plants. It's about garden art, landscape architecture, garden design, flower arranging, education, history, environmental concerns and general promotion of gardening. These are all activities that we engage in right here in Porter County, of course, but at Chelsea, it's on steroids. When you think garden art, think castles. When you think heirloom, think centuries. When you think hybridization, think alien planet. All in all, the Master Gardener group saw 15 gardens in 13 days. I have many hundreds of photos which I will work up to a PowerPoint presentation to use for the speakers bureau in the near future. For now, I selected a few of the photos that demonstrate the drama and circus of Chelsea.

If you are a Master Gardener and wish to be notified of the next tour, you may email Rosie at rosie@purdue.edu. You can attend the Show as an individual, but tickets are expensive and hard to get. Next year the Show is May 22-26. You can find more information about the Show at the following link for the Royal Horticulture Society: [Chelsea Flower Show](#).



1. The pink and blue Dahlia graphic is the logo of 2017 Chelsea Flower Show.
2. The equivalent to our Ask a Master Gardner booth
3. A re-purposed prince's carriage as a garden focal point
4. The Queen of Hearts statuary in the Fairy Tale garden
5. A trellis of a grand scale
6. Tulip arrangement, so simple yet so elegant
7. A new hybrid Clematis. Yes, Clematis!
8. Delphiniums about ten feet in height
9. Me, trying to look the part of an English gardener, with a new hybrid strawberry. Yes, there was more than flowers. 🌿



OPPORTUNITIES Volunteer / Educational



Volunteer

BANTA'S 2ND ANNUAL ART & GARDEN SHOW

What: Judges are needed for entries, including photography, painting, knitting, crochet, basket weaving, woodcarving, houseplants, flower arranging, baking, preserving and more.
Where: Banta Senior Center, 605 Beech St., Valparaiso, Ind.
When: Friday, August 4, 10:30 a.m.-2:30 p.m.
Info: To volunteer, call Lyndsay Ploehn, 219-465-3555

Educational

PINNEY PURDUE - VEGETABLE AND HIGH TUNNEL FIELD DAY

What: Presentations, plot tours, supper, and sweet corn tasting.
Where: Pinney Purdue Ag Center, 11402 S. County Line Rd., Wanatah, Ind. Located 5 1/2 miles east of Valparaiso or 1 mile west of Wanatah on US Highway 30 then north 1/2 mile on County Line Road (Porter/LaPorte). Watch for signs.
When: Tuesday, August 15, 5 p.m.-8:30 p.m. CDT
Info: To register, <http://tinyurl.com/yc51qvez>/219-386-5232. Pinney Purdue Field Day - [Flyer](#)

PINNEY PURDUE - CORN AND SOY BEAN FIELD DAY

What: Agriculture exhibits, tours, presentations, pork chop luncheon and more.
Where: Pinney Purdue Ag Center, 11402 S. County Line Rd., Wanatah, Ind. Located 5 1/2 miles east of Valparaiso or 1 mile west of Wanatah on US Highway 30 then north 1/2 mile on County Line Road (Porter/LaPorte). Watch for signs.
When: Wednesday, August 23, 7:30 a.m.-8 p.m. CDT
Info: Pinney Purdue Field Day - [Flyer](#)

PURDUE RAINSCAPING EDUCATION PROGRAM - PORTER COUNTY

What: Two-day workshop to increase rainscaping in residential and small-scale public spaces. This workshop will teach how to promote community awareness and education for rain garden planning, installation, and maintenance.
Where: Meadowbrook Conservation Center, 109 West 700 North, Valparaiso, Ind., upstairs conference room of the house
When: Wednesday-Thursday, August 30-31, 9 a.m.-5 p.m. CDT
Info: Registration deadline is August 18. Rooms have been

blocked at the Fairfield Inn & Suites, 2101 E Morthland Drive, Valparaiso. Call 219-465-6225 to reserve a room.

MASTER GARDENER BASIC TRAINING - REFRESHER FOR CURRENT MASTER GARDENERS

What: Would you like a refresher to brush up on your horticultural knowledge as well as earn education hours? Porter County Master Gardeners are welcome to take the fall session of the Porter County Master Gardener Basic Training.
Where: Porter County Administration Bldg Rm 102-A, 155 Indiana Ave., Valparaiso, Ind.
When: Every Tuesday, September 5 to November 28, 8:30 a.m.-12:30 p.m. CDT
Info: To register, contact Lyndsay, Purdue Extension-Porter County Office, 219-465-3555.


NWI FOOD COUNCIL - FARM HOP

What: Save the date! The new series of local farm tours kicks off in 2017 with tours of all sorts of local farms, from rural to urban and organic to conventional.
When: Saturday, September 23, 10 a.m.-4 p.m. CDT
Info: For updates, 'Like Us' on Facebook - [FarmHop](#).

INDIANA FOOD SUMMIT

What: Purdue Extension, in cooperation with a number of partner organizations, will host the second annual Indiana Food Summit. Networking and sharing opportunities for anyone who works in the food system.
Where: IUPUI's Hine Hall and University Tower, 875 W. North St., Indianapolis
When: September 25, 9 a.m.-5 p.m. EDT/September 26, 9 a.m.-4 p.m./Vendors Fair, September 26, 4:30-7:30 p.m.
Info: Registration now open. Info at <https://www.purdue.edu/dffs/localfood/infoodsummit/>

2017 PCMGA MONTHLY MEETING SPEAKER SCHEDULE

- **August** - Mike Kobe - "Garden Photography" 



Equal Opportunity Statement

It is the policy of the Purdue University Cooperative Extension Service that all persons have equal opportunity and access to its educational programs, services, activities, and facilities without regard to race, religion, color, sex, age, national origin or ancestry, marital status, parental status, sexual orientation, disability or status as a veteran. Purdue University is an Affirmative Action institution. This material may be available in alternative formats.